

The Texas Economy

March 27, 2022

Presented to: Republic of Finland Trade Delegation to Texas

By: David Cabrales (Foley & Lardner)



TEXAS



TEXAS



TEXAS





TEXAS





TEXAS

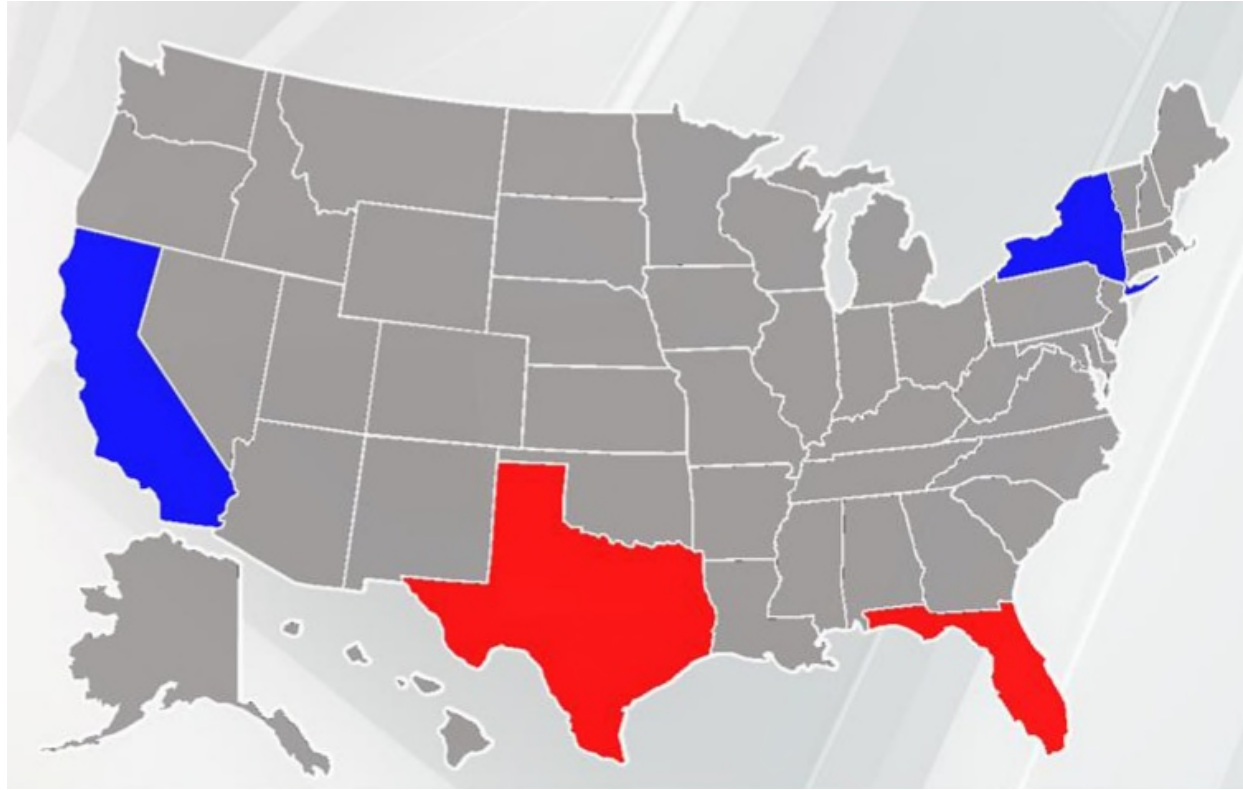




TEXAS







1. Population: 30 million

2. Area: 268,820 square miles (696,200 sq km)

3. Flight times DFW to:

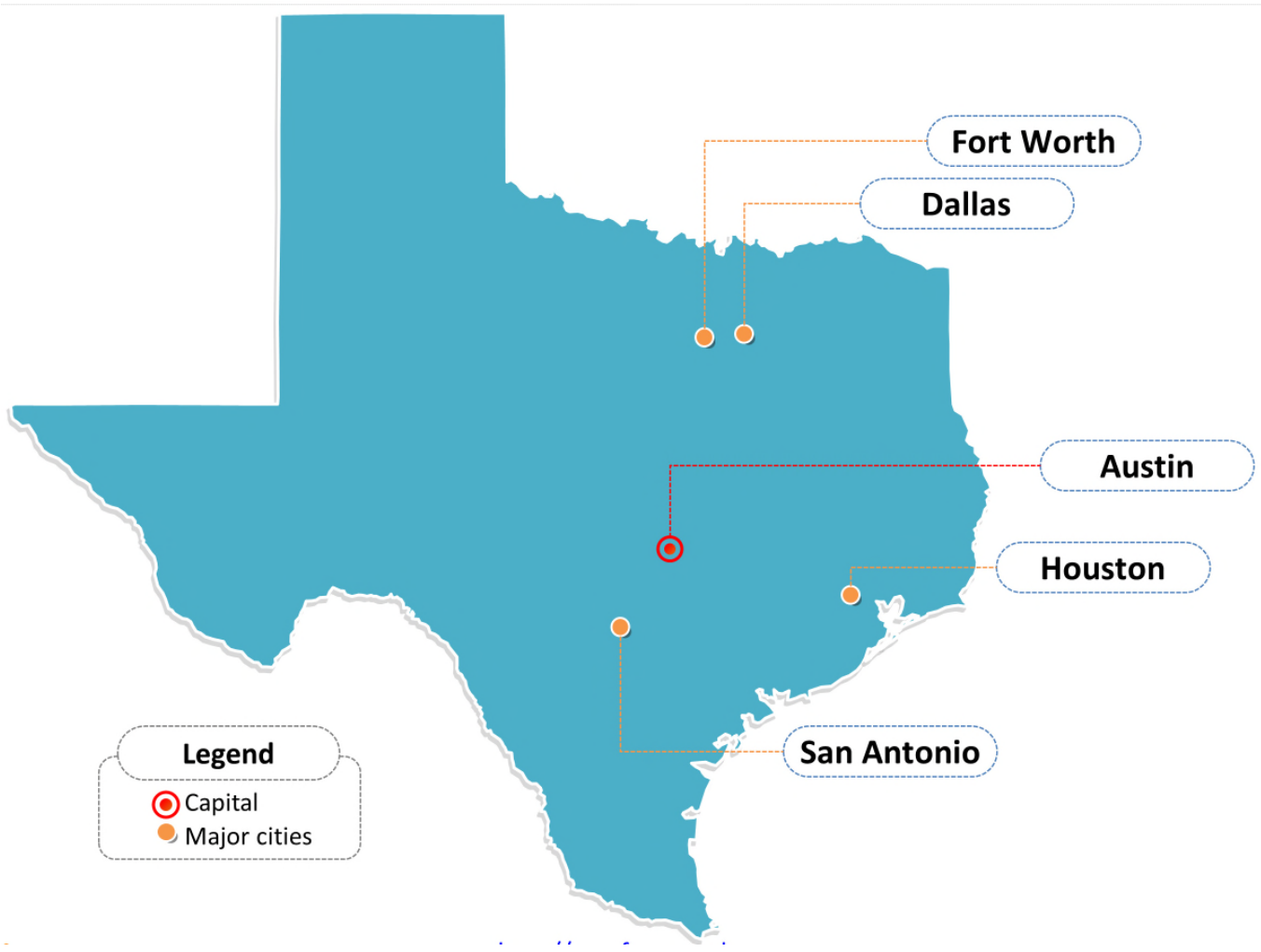
- New York 3.0 hrs
- Los Angeles 3.5 hrs
- Miami 2.5 hrs



GDP Rankings

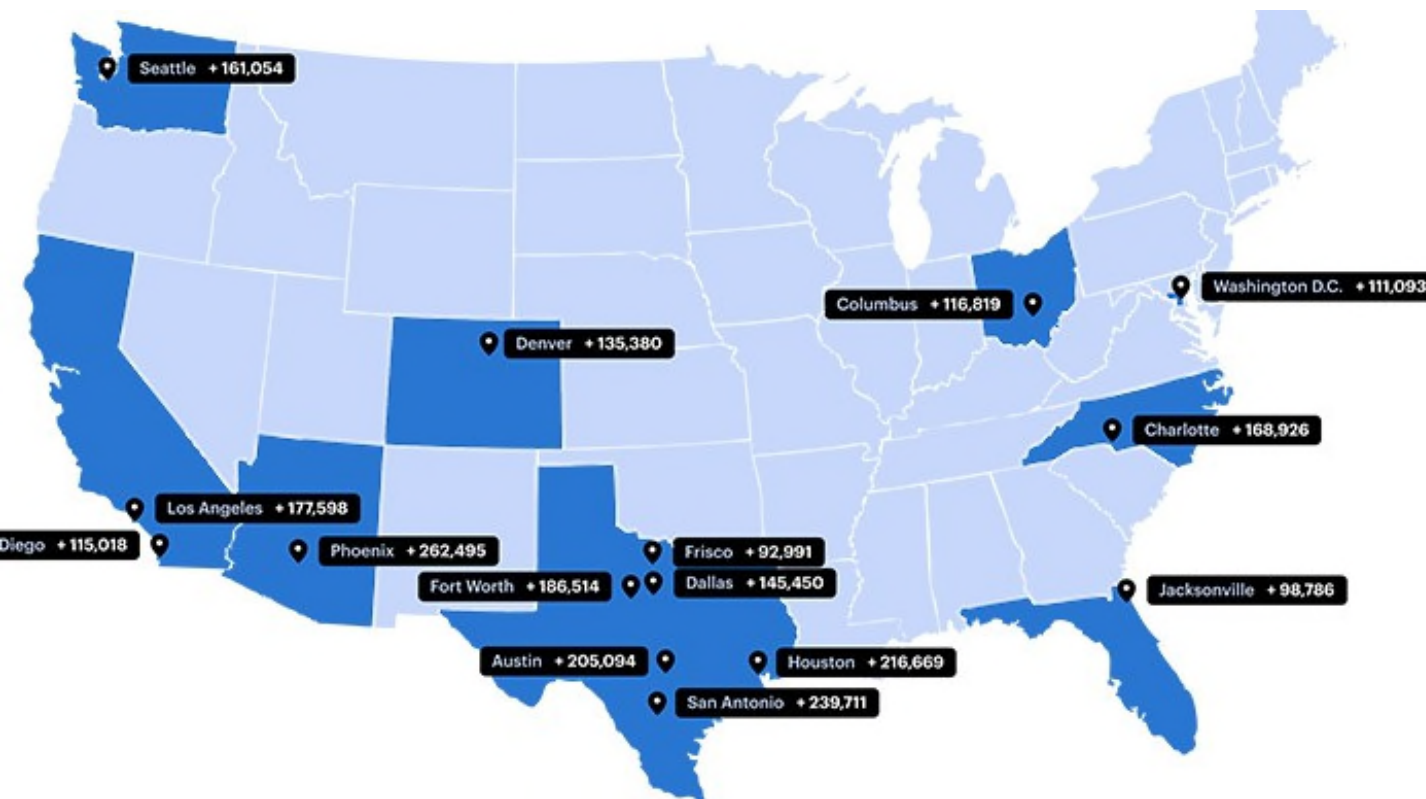
- 8. Italy \$2.0 trillion
- 9. Texas \$1.9 trillion
- 10.*Brazil \$1.8 trillion
- 11.*Canada \$1.7 trillion

Source:
<https://businessintexas.com/news/texas-enters-2021-as-worlds-9th-largest-economy-by-gdp/>



Largest US Cities (population)

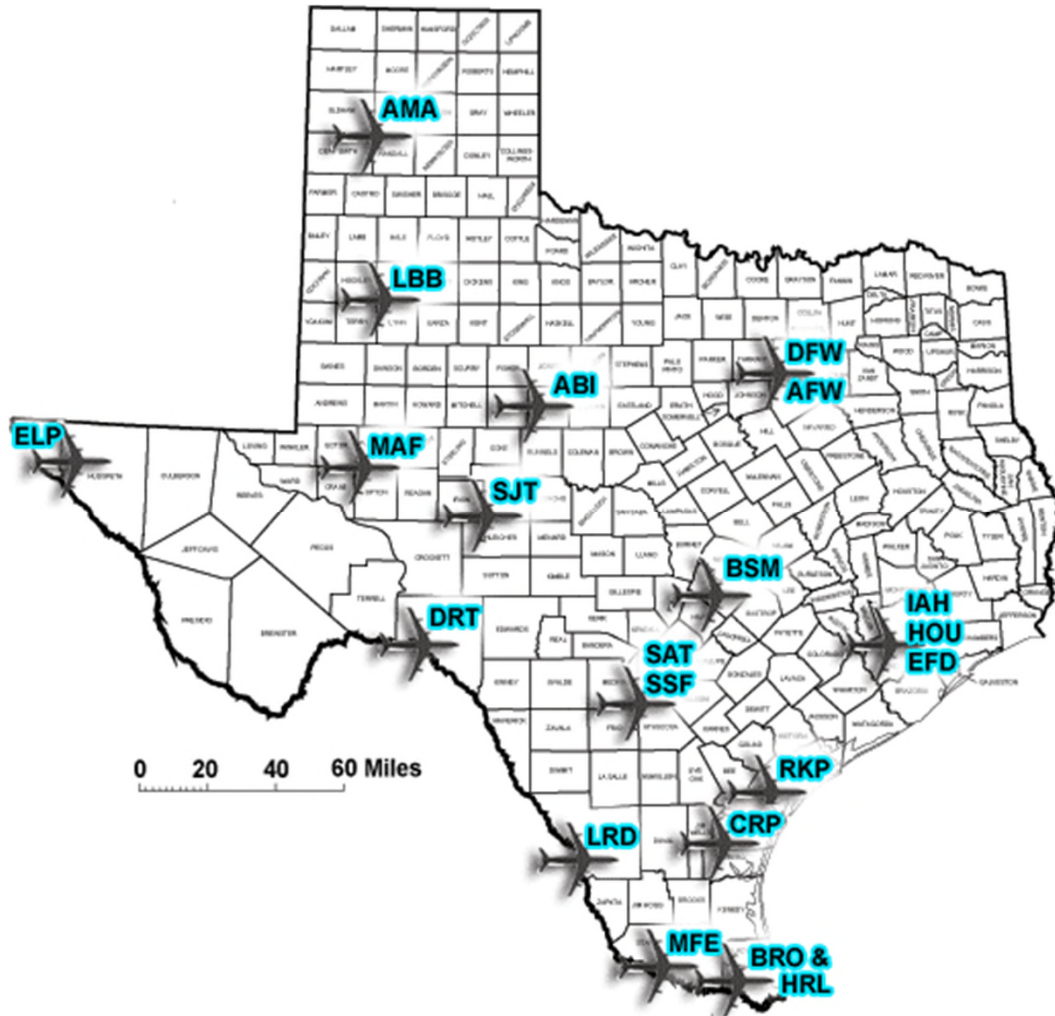
1. New York	8.2 million
2. Los Angeles	4.1 million
3. Chicago	2.7 million
4. Houston	2.3 million
7. San Antonio	1.6 million
9. Dallas	1.4 million
10. Austin	1.0 million
12. Fort Worth	960,000
22. El Paso	690,000
(49. Arlington)	400,000



US Fastest Growing Cities (by pop)

1. Phoenix, Arizona
- 2. San Antonio**
- 3. Houston**
- 4. Austin**
- 5. Fort Worth**
9. Dallas
- 15. Frisco**

Source: <https://www.consumeraffairs.com/home-owners/fastest-growing-cities.html#population-growth-by-the-numbers>



14 International Airports

- 4. Dallas-Ft. Worth (DFW)
- 14. Houston Bush (IAH)
- 32. Austin-Bergstrom(AUS)
- 33. Dallas Love Field (DAL)
- 36. Houston Hobby (HOU)
- 44. San Antonio (SAT)

Source: <https://skygofly.com/busiest-airports-in-the-us/>



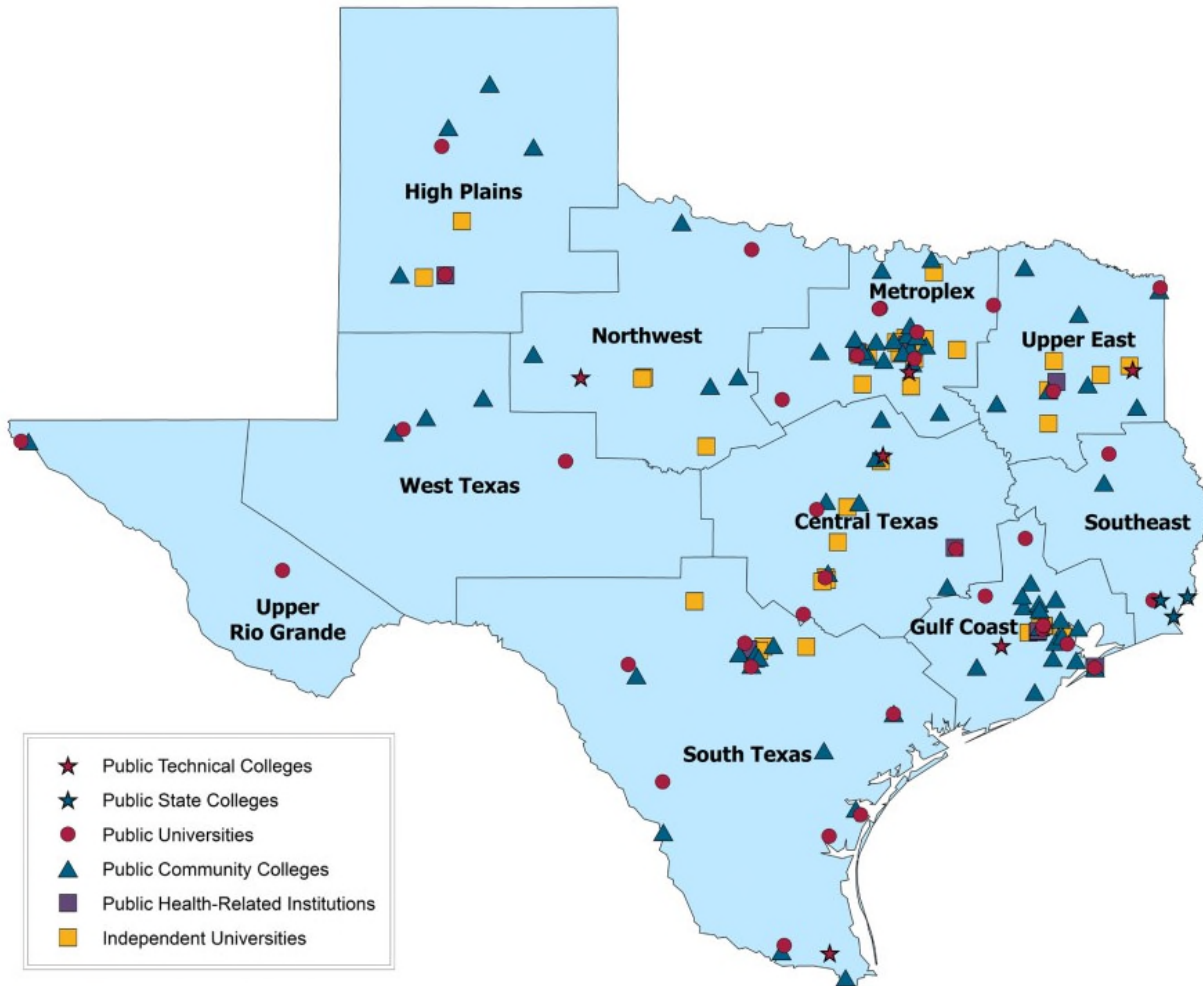
11 Deep Water Ports

2. Houston
5. Beaumont
6. Corpus Christi
17. Port Arthur
18. Texas City
39. Freeport

Source:

<https://www.naipartners.com/research/texas-ports-market-insight-february-2019/>

Public colleges and technical schools



6 university systems
38 public universities
344 campuses
660,000+ students
11 Tier 1 universities



Key Industries: Energy

- #1 in energy production
- #1 in Oil, Gas, and Electricity production
- #1 in wind energy capacity
- Only state with its own power grid
- HQ to 32 of Fortune 500 energy-related companies
- 330k+ in workforce



Manufacturing

- #1 exporting state
- #1 tech exporting state
- 10% of US manufacturing
- #2 state, mfg firms
- #4 state, auto mfg
- Tesla Gigafactory (2020)
- 910k+ in workforce



Aerospace & Aviation

- #3 for aerospace part & mfg firms
- #4 aerospace exports
- 15 active military bases
- SpaceX Starbase
- Blue Origin launch site
- 143k+ in workforce



Construction

- 1,000 people per day move to Texas
- 4.9 million population increase since 2010
- Population projected to reach 50 m by 2050
- 700k+ in workforce



David Cabrales

Co-chair, Economic Development & Government Incentives

Foley & Lardner LLP

Dallas and Austin

214-999-4359 o

214-924-4408 c

dcabrales@foley.com